



GLOBEX
Mining Enterprises Inc.



A Mineral Property Bank

矿产项目库

Exploration – Diversification – Mining – Royalties

勘探-多元化-开采-权利金

TSX: **GMX** – OTCQX: **GLBXF** – FSE: **G1MN**

February 2019/ 2019年02月

Except for historical information, this presentation may contain certain “forward-looking statements”. These statements may involve a number of known and unknown risks and uncertainties and other factors that may cause the actual results, level of activity and performance to be materially different from the expectations and projections of Globex.

No assurance can be given that any events anticipated by the forward-looking information will transpire or occur, or if any of them do so, what benefits Globex will derive from them.

A detailed discussion of the risk factors relating to Globex is available in Globex’s Annual Information Form, available at www.sedar.com and at the Corporation’s web site at www.globexmining.com.

References to reserves or resources if NI 43-101 or JORC conformable will be indicated as such. If not so indicated, they are historical and have not been verified by Globex’s professional staff and should not be relied upon.

FOCUS ON THE

VALUE

专注于价值



GLOBEX – THE BASICS

History of Minimal Share Dilution

- # Shares Issued (no rollbacks) 51,814,077
- Shares, Fully Diluted 55,236,577
- ± 9.68 % owned by Management
- Professional board and management
 - 3 senior geologists, 1 mining accountant and 1 senior finance professional)
- Listings

GMX (Canada) **Toronto Stock Exchange**

G1MN (Germany) **Frankfurt Stock Exchange**
(Frankfurt, Stuttgart, Berlin, Munich, Tradegate and Lang & Schwarz)

GLBXF (USA) **OTCQX International**



GLOBEX – 简况

过去进行最低程度的股份稀释

- # 已发行股票 (无反向股票分割) 51,814,077
- 全面摊薄后股票 55,236,077
- 管理层持股比例±9.68 %
- 专业董事会和管理层
 - 3名资深地质师，一名矿业会计，一名资深财务专家
- 上市

GMX (加拿大)

多交所

G1MN (德国)

法兰克福股票交易所
(法兰克福、斯图加特、柏林、慕尼黑、Tradegate和Lang & Schwarz)

GLBXF (美国)

OTCQX International

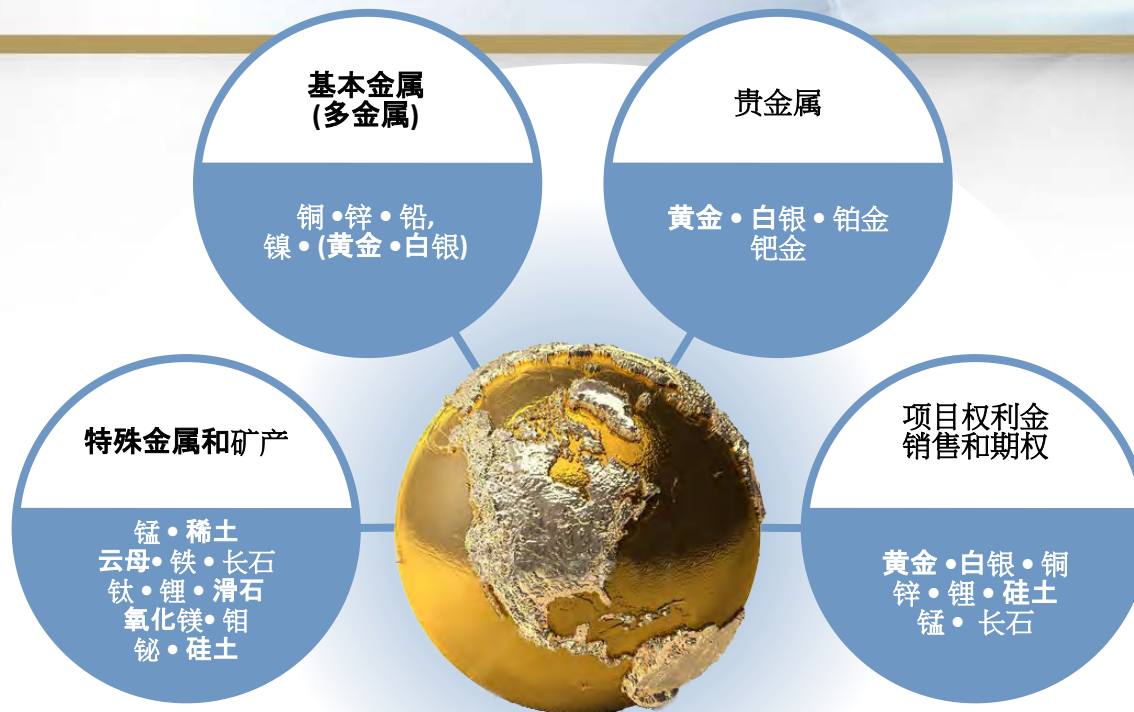
Management and Directors

- Jack Stoch President and CEO - + 40 years of experience
P.Geo, Accredited Director
- Ian Atkinson Director - + 40 years of experience
P.Geo, M.Sc., A.K.C., D.I.C.
Director Kinross, until 2015 President Centerra Gold
Former senior positions: Hecla, Battle Mountain Gold, Hemlo Gold Mines,
Noranda Group
- Johannes
H.C. Van Hoff Director – International Financial Professional, Chairman NS Gold Corp.
Former senior positions – Chairman & Senior Executive Officer Soros Funds
Ltd., PVF Pension Funds, Paribas Capital Markets, Bankers Trust. Roles
included: Manager, Senior Risk Manager, Deputy Head of Global Equity
Derivations, Managing Director, M&A Arbitrage, derivatives arbitrage and
Capital Investments.
- Dianne Stoch Accredited Director
Accountant (Corporate Planner, Senior Account Analyst,
Revenue Planner – Noranda Mines for 18 years)
- Chris Bryan Director – Retired Geologist and Mining Analyst
Previously VP, Director and Portfolio Manager Bolton Tremblay
Mining Analyst /Portfolio Manager Caisse Depot Placement Quebec

- Jack Stoch 总裁兼首席执行官 - 40年以上的经验，职业地质师、认证董事
- Ian Atkinson 董事 – 40年以上的经验，职业地质师、理科硕士、A.K.C., D.I.C. Kinross董事、Centerra Gold总裁（直到2015年），前高管职位：
Hecla、Battle Mountain Gold、Hemlo Gold Mines、Noranda Group
- Johannes H.C. Van Hoff 董事 – 国际金融专家，NS Gold Corp董事长
前高管职位 – Soros Funds Ltd. 董事会主席、高级执行官，PVF Pension Funds、Paribas Capital Markets、Bankers Trust。职位包括：经理、高级风险经理、全球股票衍生品副主管以及并购套利、衍生品套利和资本
投资董事总经理
- Dianne Stoch 认证董事
会计师（企业规划师、高级财务分析师、营收规划师 - Noranda Mines
工作18年）
- Chris Bryan 董事 – 已退休的地质师兼矿业分析师
前Bolton Tremblay副总裁、董事兼投资组合经理
Caisse Depot Placement Quebec 矿业分析师/投资组合经理



- ▶ Diversified
- ▶ Low political risk – focused in Eastern Canada, Germany and the U.S.A.
- ▶ Revenue from Royalties, Options and Joint Ventures
- ▶ No debt

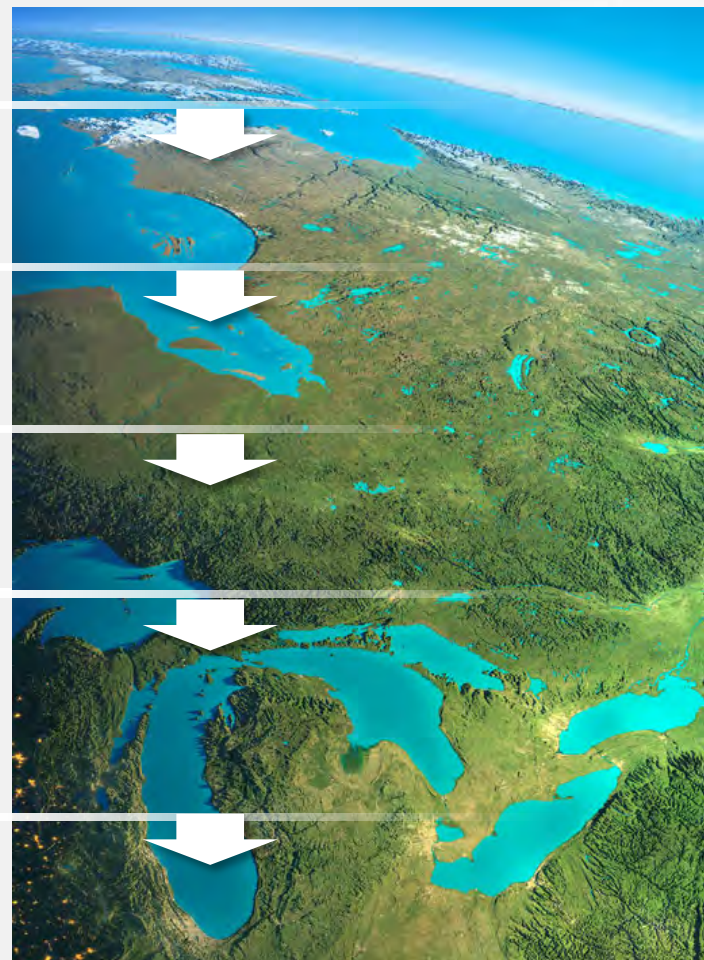


- ▶ 多元化
- ▶ 政治风险低 – 专注于加拿大东部、德国和美国
- ▶ 来自权利金、期权和合资公司的收入
- ▶ 零债务

Business Model


商业模式

- Mineral Property Bank/Incubator / 矿产项目库/孵化器
- Specializing in acquisitions / 擅长收购
- Asset upgrading through exploration and intellectual input / 通过勘探和技术输入来实现资产升级
- Revenue through Options, Sales and Royalties / 来自期权、销售和权利金的收入
- Income = less share dilution, increased exploration expenditure, less shareholder risks, avoiding debt / 收入=股份稀释较少，勘探支出增加，股东风险较低，避免债务
- Increased property portfolio value / 提升项目组合价值



Diversified Mineral Assets

多元化矿产资源



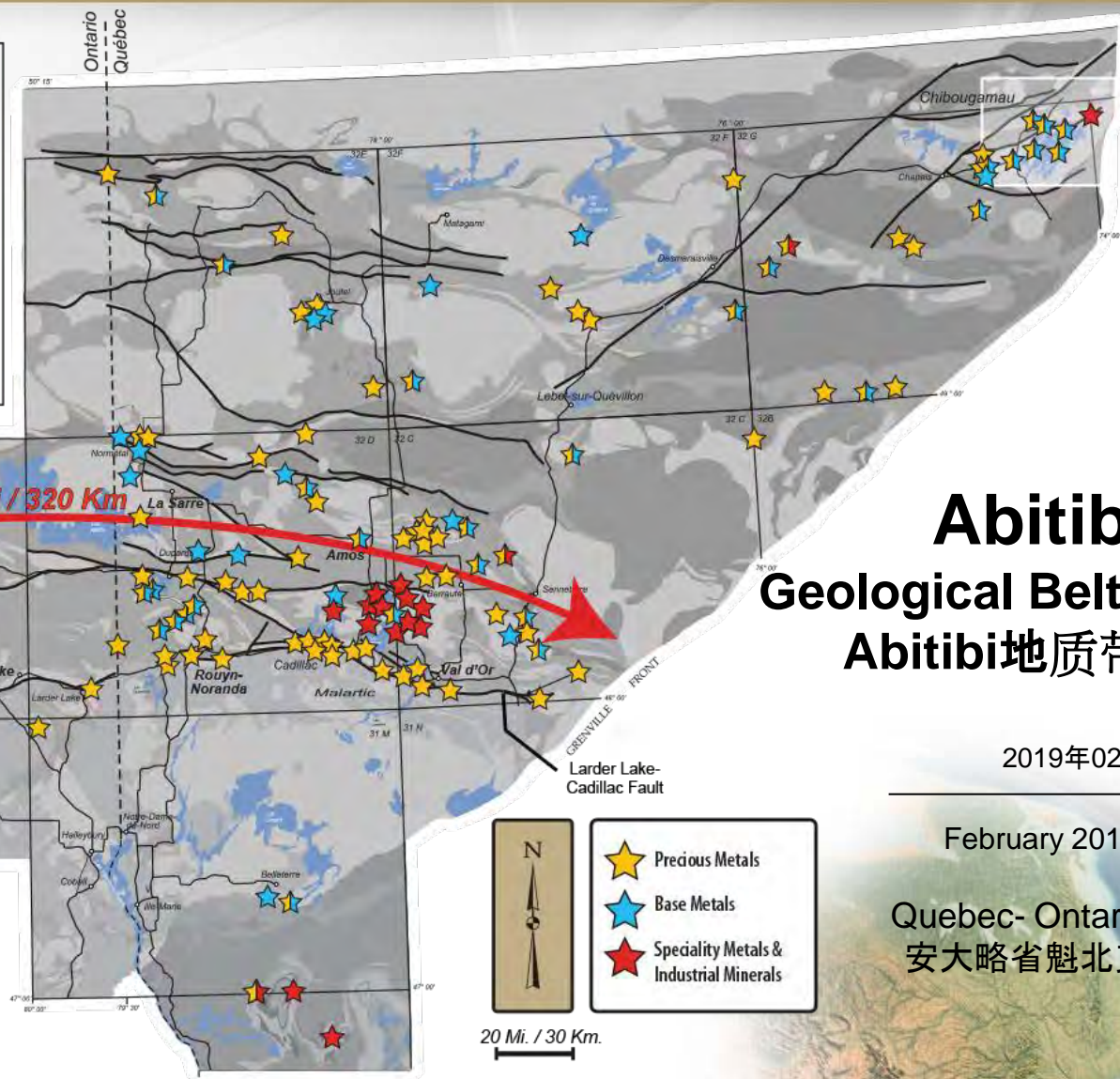
Numerous Owned Properties and Royalties
持有多个项目和权利金

Assets include over 40 Former Mines / 包含40多个前矿山在内的资产

162	Projects / 项目
79	Precious Metals / 贵金属 <ul style="list-style-type: none"> Gold, Silver, Platinum, Palladium / 黄金、白银、铂金、钯金
54	Base Metals & Polymetallic / 基本金属和多金属 <ul style="list-style-type: none"> Copper, Zinc, Lead, Nickel (Gold, Silver) / 铜、锌、铅、镍（黄金、白银）
29	Specialty Metals & Minerals / 特殊金属和矿产 <ul style="list-style-type: none"> Talc, Iron, Lithium, Beryl, Magnesium Oxide, Manganese, Mica, Molybdenum, Rare Earths, Titanium, Silica, Bismuth, Pyrophyllite, Vanadium, Antimony, Feldspar / 滑石、铁矿石、锂、绿柱石、氧化镁、锰、云母、钼、稀土、钛、硅土、铋、叶腊石、钒、锑、长石
53	Royalties / 权利金
09	Active options / 活跃的期权 <ul style="list-style-type: none"> Cash payments / 支付现金 Share payments / 支付股票 Exploration & Development expenditures / 勘探开发支出 Gross Metal Royalty / 总的金属权利金
53	Historical or NI 43-101 Resources / 历史NI 43-101资源量

Note: Some properties have been combined due to proximity or infill staking
注：部分项目由于紧邻或加密标桩而合并。

Diversified Mineral Holdings 所持的多元化矿产



Abitibi Geological Belt / Abitibi地质带

2019年02月

February 2019

Quebec- Ontario
安大略省魁北克



Globex Property Criteria

Globex项目标准



All GLOBEX properties possess one or more key attributes / 所有的GLOBEX项目都具有一个或多个重要特征:

- Historical or NI 43-101 Resource / 历史或NI43-101资源量
- Drill intersections of Economic Interest / 钻探到具有经济效益的矿段
- Past production / 历史生产
- Mineralized showings or drill targets / 矿化表象区或钻探靶区
 - geophysical, geochemical, geological / 地球物理、地球化学、地质
- Location on major ore localizing structures or in prolific mining camps / 位于大型矿体定位构造或多产的矿业营地
 - ex. Cadillac Break, Porcupine-Destor Break, Noranda, Val d'Or, Joutel, Malartic, Chibougamau and Timmins Mining Camps, etc. / 例如: Cadillac断裂带、Porcupine-Destor断裂带、Noranda、Val d'Or、Joutel、Malartic、Chibougamau和蒂明斯矿业营地

Growth – Recent Examples

增长 – 近期的示例

- Acquiring high potential assets / 收购潜力巨大的资产



Francoeur - Arntfield Mines

Francoeur Arntfield Gold Mines / Francoeur Arntfield 金矿



MONTALEMBERT

Very high grade GOLD values at surface in Waswanipi area / Waswanipi地区地表非常高品位的黄金



DALHOUSIE

Multiple Cu-Ni zones over 6 km strike length / 位于长6公里走势带的多个铜-镍区



ENERGY PROJECTS / 能源项目

Manganese and Vanadium New Brunswick and Quebec / 锰和钒，新不伦瑞克省和魁北克省



TURNER FALLS

Two high grade Rare Earth properties / 两个高品位稀土项目



DEVIL'S PIKE

Inferred Gold Resource New Brunswick / 推断黄金资源量，新不伦瑞克省



SPODUMENE / 锂辉石


Four lithium projects in Quebec and Nova Scotia / 位于魁北克省和新斯科舍省的四个锂项目



SILICA / 硅土

Eight silica properties Newfoundland and Quebec / 八个硅土项目区，纽芬兰和魁北克省

Production Potential 生产潜力



- PRODUCTION REVENUE / 生产收入
- **Mid Tennessee Zinc Royalty (Nyrstar) 田纳西州中部锌矿权利金 (Nyrstar)**
Production mining and processing started May 2017 / 2017年5月开始采矿生产和加工
First Royalty payment July 2017 / 2017年7月支付第一笔权利金
Projected annual revenue \$1.5 - \$2 million per year / 预计年收入\$150万-\$200万/年
- MEDIUM TERM POTENTIAL / 中期潜力
- **Authier Lithium Royalty (Sayona Mining) / Authier锂权利金(Sayona Mining)**
Definitive Feasibility Study early 2018. Initial Mine Life +17 years outlined, IRR 39%, 26,000 m drilled 20.46 Mt. / 2018年初确定性可行性研究。计划初始矿山寿命17年以上，内部收益率39%，钻探26,000米，2046万吨
- **Magusi Cu, Zn, Au, Ag Deposit / Magusi铜、锌、黄金、白银矿床**
Production Scenario completed by third party / 由第三方完成生产方案
Option to third party / 与第三方讨论期权条款
- **Bell Mountain Au, Ag**
Eros Resources has been studying putting our Au, Ag deposit in Nevada into production. Globex holds an Advance Royalty and a 3% GMR. Royalty may be expropriated by US Government in 2021 / Eros Resources 一直在研究推动我们在内华达州的金银矿床投产。Globex持有预付权利金和3%的净熔炼所得。2021年权利金可能被美国政府没收。
- EXPLORATION / 勘探
- By Globex Mining Enterprises Inc. / 由Globex Mining Enterprises Inc.
- By Renforth, Tres-Or, Quebec Precious Metals, Nyrstar, Eldorado Gold Lamaque, Rogue Resources, Secova Metals, Chalice Gold, Great Thunder, Manganese X Energy, Galway, Opawica, EnerSpar, Vanadium One Energy, Sayona Mining, Pershimex/Dundee Precious Metals, Giga Resources, Osisko Mining, Falco Resources, Radisson Resources, Eros Resources, etc. / 由Renforth, Tres-Or, Quebec Precious Metals, Nyrstar, Eldorado Gold Lamaque, Rogue Resources, Secova Metals, Chalice Gold, Great Thunder, Manganese X Energy, Galway, Opawica, EnerSpar, Vanadium One Energy, Sayona Mining, Pershimex/Dundee Precious Metals, Giga Resources, Osisko Mining, Falco Resources, Radisson Resources, Eros Resources等

Middle Tennessee Mines, USA



- ❖ 3 Mines
 - Gordonville
 - Elmwood
 - Cumberland
- + Stonewall Project
- ❖ Operating for over 50 years
- ❖ Start-up May 2017
 - May-June
77,000 t milled
5,000 t concentrate
 - Anticipated average
50,000 t annual zinc concentrate
- ❖ At current zinc price, Globex has a 1.4% Gross Metal Royalty

Reserves	Commodity	Proven Ore Reserves 2017	Probable Ore Reserves 2017	Total Ore Reserves 2017		
	(Mt)	0.28	3.18	3.46		
	Zn (%)	3.30	3.30	3.30		
Resources	Commodity	Measured Mineral Resources 2017	Indicated Mineral Resources 2017	Measured /Indicated Mineral Resources 2017	Inferred Mineral Resources 2017	
	(Mt)	0.28	3.86	4.41	16.35	
	Zn (%)	3.70	3.50	3.50	3.40	



❖ 3座矿山

➤ Gordonville

➤ Elmwood

➤ Cumberland

+ Stonewall项目

❖ 运营超过50年

❖ 近期启动：2017年5月

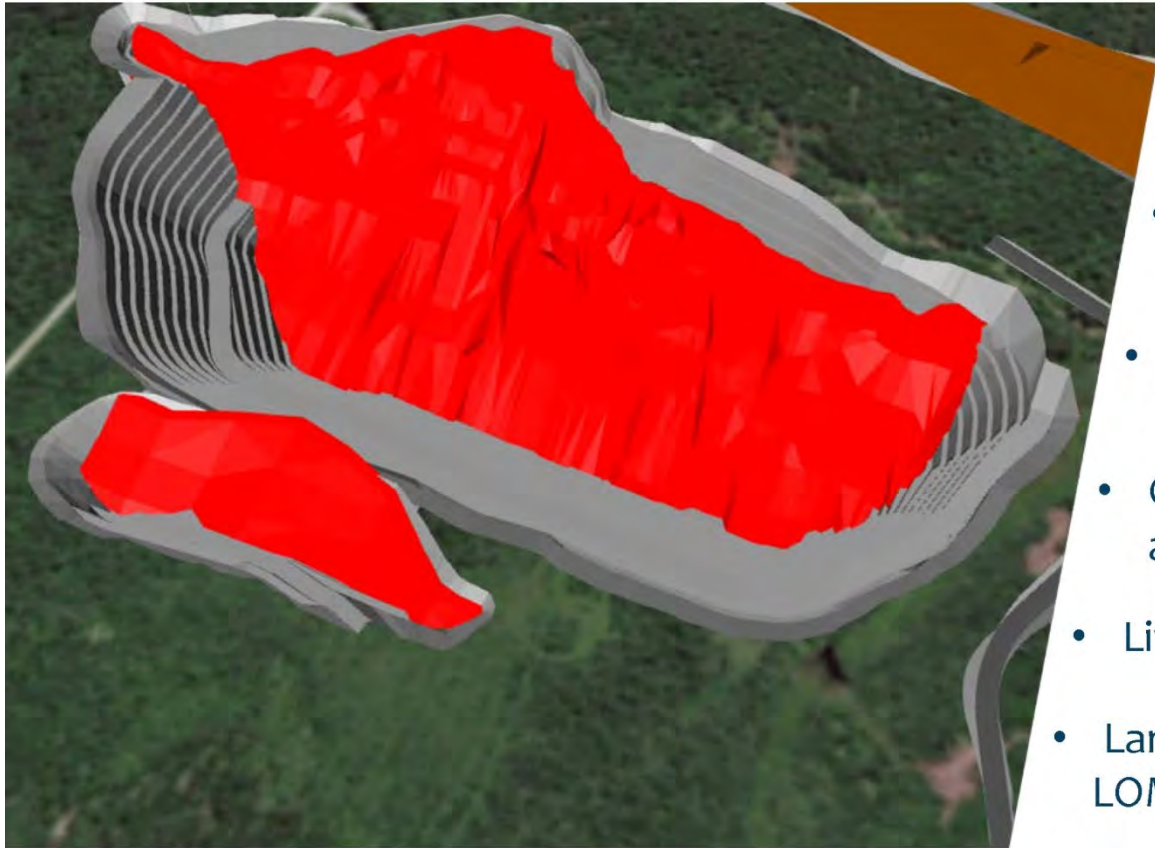
➤ 5月-6月
加工77,000吨
5,000吨精矿

➤ 到2017年11月，预计年产
50,000吨锌精矿

❖ 按照当前的锌价，Globex获得1.4%的总金属权利金

储量	大宗商品	2017年探明矿	2017年基本探	2017年总的矿		
	(百万吨)	石储量	明矿石储量	石储量		
	锌 (%)					
		0,28	3,18	3,46		
		3,30	3,30	3,30		
资源量	大宗商品	2017年测定矿	2017年指示矿	2017年测定/指	2017年推断矿产	
	(百万吨)	产资源量	产资源量	示矿产资源量	资源量	
	锌 (%)					
		0,28	3,86	4,41	16,35	
		3,70	3,50	3,50	3,40	

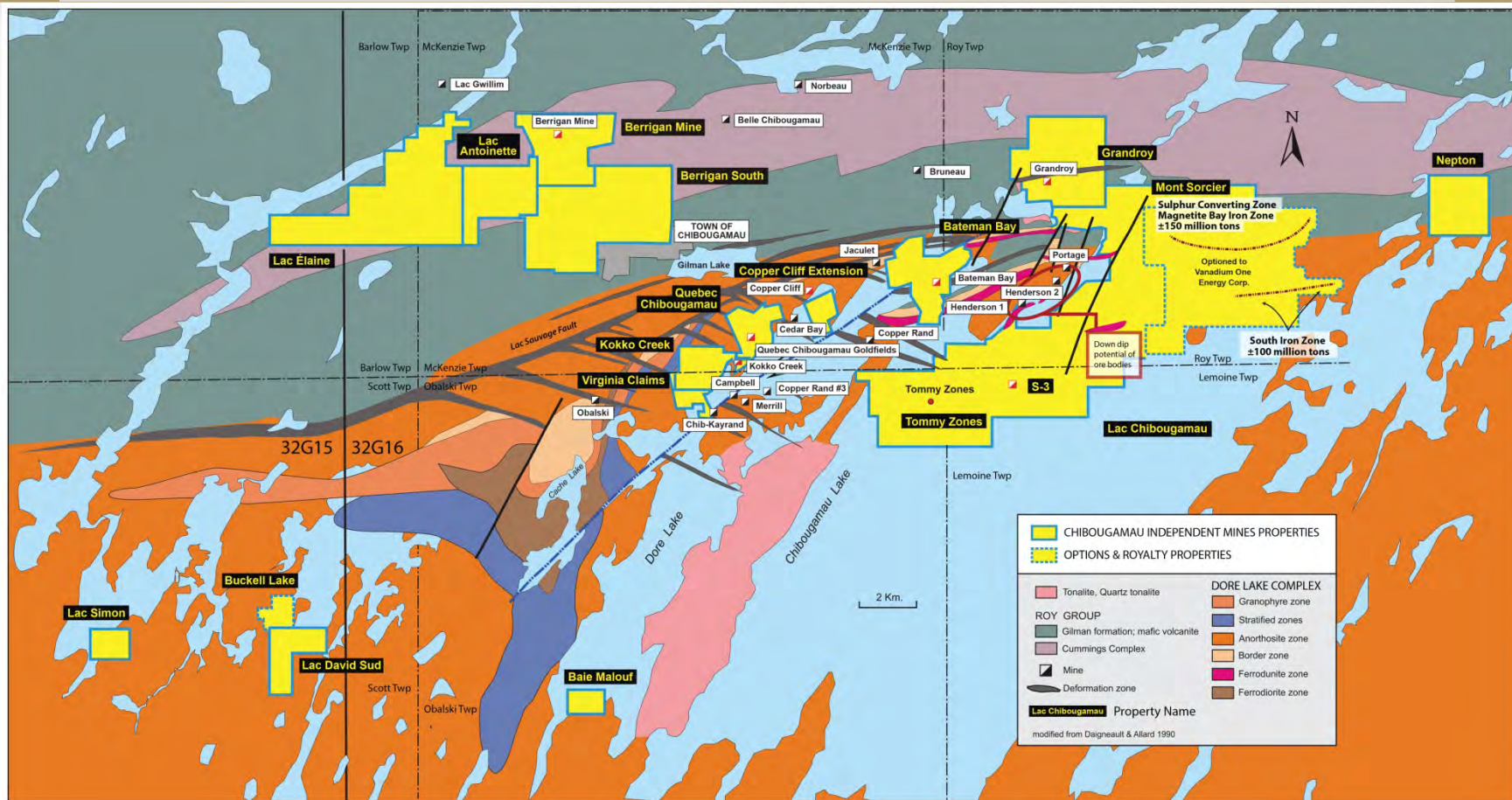
Simple, Open-Cut Mining Operation



- Simple Mining Method
Truck and shovel operation
- Competitive Mining Costs
A\$**3.23/tonne** average LOM
- Low Capex
Mining Fleet **Leased**
- Conservative geotechnical assumptions – **55°** pit slope
- Life-of-Mine - **17** years
- Large, thick tabular body
LOM waste to ore ratio **6.95:1**

Sayona Mining Limited Investor Presentation (see disclaimer)
Sayona Mining Limited 2017年7月投资者报告（见免责声明）

Chibougamau Area Royalty Property, Quebec 魁北克省Chibougamau地区权利金项目



- 5 former copper-gold mines / 5个以前的铜-金矿
- 3 extensions of copper-gold mines / 3条铜金矿延伸带
- 2 unmined deposits (1 Cu, Au, - 1 Zn, Au, Ag) / 2座未开采的矿床
- +273 million tonnes, Iron, Titanium, Vanadium deposits / 超过2.73亿吨，铁矿石、钛、钒矿床
- Numerous drill-ready targets / 多个做好钻探准备的靶区

Historical Production / 历史产量
47.6 Million Tons / 4760万吨

Significant Gold Intersections Within Previous Drilling Surface diamond drill holes Berrigan Property 32G16

Hole #	From	To	Interval	% Zn	% Cu	Au g/t	Ag g/t
A-005	131.4 m	140.2 m	8.8 m	5.70%		6.96 g/t	
A-010	97.3 m	105.2 m	7.9 m	4.43%		4.94 g/t	25.36 g/t
A-016	18.9 m	21.2 m	2.3 m	1.51%		6.43 g/t	
	76.2 m	77.7 m	1.5 m	3.45%		8.91 g/t	
A-061	91.6 m	100.6 m	9.0 m	3.76%	0.16%	3.00 g/t	17.24 g/t
	107.1 m	115.7 m	8.6 m	6.15%	0.17%	8.14 g/t	39.70 g/t
A-062	59.3 m	61.1 m	1.8 m	6.92%		4.62 g/t	17.14 g/t
A-063	113.7 m	114.3 m	0.6 m	17.55%		49.23 g/t	404.64 g/t
	129.4 m	132.8 m	3.4 m	8.86%		8.88 g/t	68.16 g/t
	138.9 m	141.5 m	2.6 m	4.69%		4.04 g/t	11.14 g/t
A-065	121.6 m	125.7 m	4.6 m	7.67%		6.08 g/t	21.56 g/t
	139.8 m	144.5 m	4.7 m	2.80%		3.55 g/t	7.64 g/t
	164.7 m	167.2 m	2.5 m	3.13%		6.95 g/t	15.44 g/t
A-066	100.6 m	101.8 m	1.2 m	22.90%		36.65 g/t	39.73 g/t
	159.8 m	168.8 m	9.0 m	6.26%		5.19 g/t	19.60 g/t
A-070	157.1 m	158.2 m	1.1 m	16.75%		10.96 g/t	
A-072	188.7 m	190.9 m	2.2 m	5.08%		3.13 g/t	
A-073	144.8 m	145.1 m	0.3 m	27.90%		32.88 g/t	
A-076	126.3 m	129.8 m	3.5 m	11.07%		3.02 g/t	
A-083	94.3 m	96.3 m	2.0 m	4.45%		3.79 g/t	10.34 g/t
	119.4 m	132.6 m	13.2 m	4.99%		2.88 g/t	15.91 g/t
A-084	130.3 m	142.8 m	12.5 m	4.58%		5.10 g/t	17.18 g/t
A-086	50.9 m	52.1 m	1.2 m	7.00%		15.07 g/t	59.60 g/t
A-103	56.4 m	59.4 m	3.0 m	5.84%		11.61 g/t	

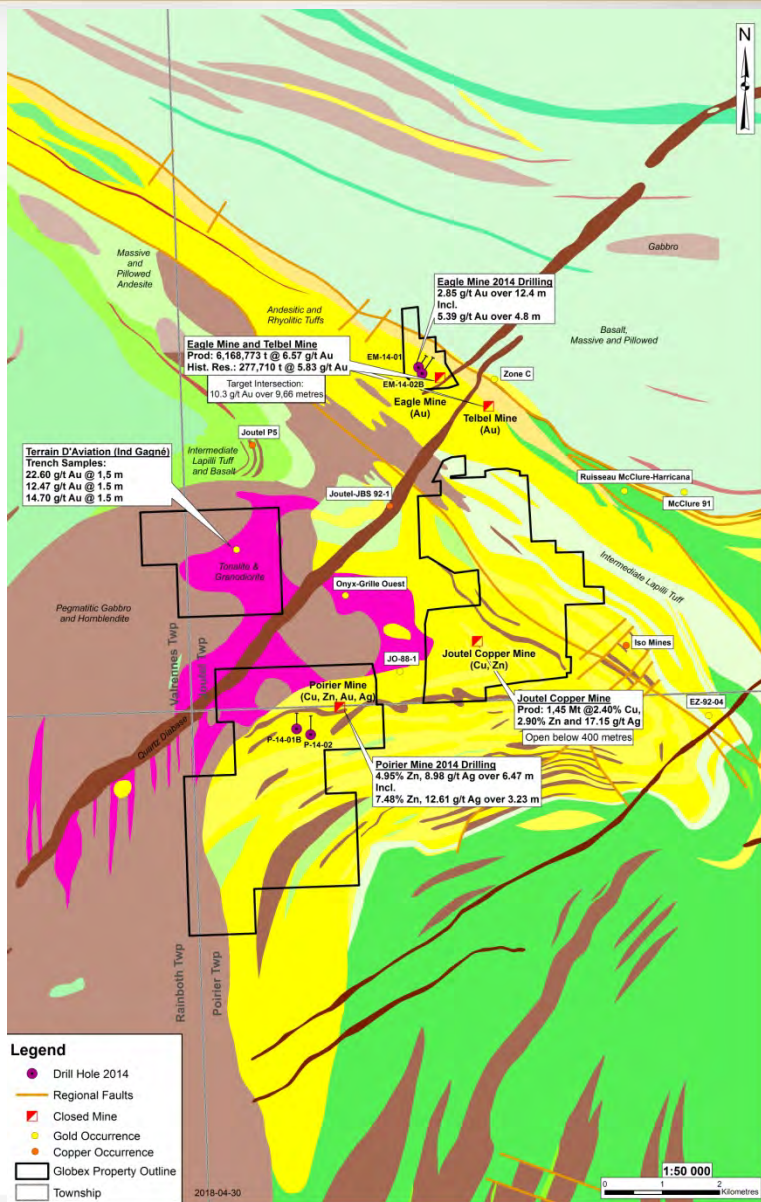
Hole #	From	To	Interval	% Zn	% Cu	Au g/t	Ag g/t
U-02	44.9 m	45.6 m	0.7 m	2.95%		17.81 g/t	89.74 g/t
	90.4 m	91.4 m	1.0 m	13.80%		26.72 g/t	58.91 g/t
U-03	95.8 m	108.7 m	12.9 m	5.75%		3.11 g/t	15.17 g/t
	8.2 m	16.6 m	8.4 m	13.09%		6.98 g/t	20.71 g/t
U-04	49.4 m	64.0 m	14.4 m	8.69%		3.41 g/t	17.49 g/t
	17.4 m	19.7 m	2.3 m	12.77%		4.60 g/t	14.65 g/t
U-09	85.9 m	86.6 m	0.7 m	7.05%		37.68 g/t	78.09 g/t
	71.8 m	75.8 m	4.0 m	2.32%		4.32 g/t	12.43 g/t
SU-23	2.8 m	10.6 m	7.8 m	3.98%		3.33 g/t	20.54 g/t
SU-52	0.0 m	5.0 m	5.0 m	3.88%		3.01 g/t	19.82 g/t
SU-59	0.0 m	4.1 m	4.1 m	5.40%		3.51 g/t	31.04 g/t
TA-87-27	31.1 m	32.3 m	1.2 m	5.60%		17.98 g/t	37.33 g/t
TA-87-40	81.1 m	83.5 m	2.4 m	10.05%		2.96 g/t	50.05 g/t
	91.4 m	94.2 m	2.8 m	10.82%		3.23 g/t	19.19 g/t
TA-90-50	65.5 m	70.1 m	4.6 m	4.12%		6.78 g/t	10.12 g/t
	84.6 m	87.5 m	2.9 m	3.90%		3.20 g/t	
TA-90-51	95.5 m	106.7 m	11.2 m	10.39%	0.10%	2.54 g/t	19.26 g/t
	114.0 m	129.5 m	15.5 m	6.57%	0.10%	8.05 g/t	23.58 g/t
TA-90-52	197.4 m	200.0 m	2.6 m	5.39%	0.21%	3.52 g/t	20.10 g/t
TA-90-56	201.2 m	203.3 m	2.1 m	5.21%		5.70 g/t	11.60 g/t
TA-90-56	81.0 m	84.4 m	3.4 m	5.75%		4.06 g/t	
	164.4 m	166.9 m	2.5 m	5.23%		6.18 g/t	
	215.7 m	219.6 m	3.9 m	6.74%		3.95 g/t	
TLT-09	247.4 m	249.7 m	2.3 m			4.28 g/t	

之前钻探到的重要黄金矿段 地表金刚石钻孔, Berrigan项目区 32G16

钻孔号	自	至	矿段	%锌	%铜	黄金克/吨	白银克/吨	钻孔号	自	至	矿段	%锌	%铜	黄金克/吨	白银克/吨
A-005	131.4米	140.2米	8.8米	5.70%		6.96克/吨		U-02	44.9米	45.6米	0.7米	2.95%		17.81克/吨	89.74克/吨
A-010	97.3米	105.2米	7.9米	4.43%		4.94克/吨	25.36克/吨		90.4米	91.4米	1.0米	13.80%		26.72克/吨	58.91克/吨
A-016	18.9米	21.2米	2.3米	1.51%		6.43克/吨			95.8米	108.7米	12.9米	5.75%		3.11克/吨	15.17克/吨
	76.2米	77.7米	1.5米	3.45%		8.91克/吨		U-03	8.2米	16.6米	8.4米	13.09%		6.98克/吨	20.71克/吨
A-061	91.6米	100.6米	9.0米	3.76%	0.16%	3.00克/吨	17.24克/吨		49.4米	64.0米	14.4米	8.69%		3.41克/吨	17.49克/吨
	107.1米	115.7米	8.6米	6.15%	0.17%	8.14克/吨	39.70克/吨	U-04	17.4米	19.7米	2.3米	12.77%		4.60克/吨	14.65克/吨
A-062	59.3米	61.1米	1.8米	6.92%		4.62克/吨	17.14克/吨		85.9米	86.6米	0.7米	7.05%		37.68克/吨	78.09克/吨
A-063	113.7米	114.3米	0.6米	17.55%		49.23克/吨	404.64克/吨	U-09	71.8米	75.8米	4.0米	2.32%		4.32克/吨	12.43克/吨
	129.4米	132.8米	3.4米	8.86%		8.88克/吨	68.16克/吨	SU-23	2.8米	10.6米	7.8米	3.98%		3.33克/吨	20.54克/吨
	138.9米	141.5米	2.6米	4.69%		4.04克/吨	11.14克/吨	SU-52	0.0米	5.0米	5.0米	3.88%		3.01克/吨	19.82克/吨
A-065	121.6米	125.7米	4.6米	7.67%		6.08克/吨	21.56克/吨	SU-59	0.0米	4.1米	4.1米	5.40%		3.51克/吨	31.04克/吨
	139.8米	144.5米	4.7米	2.80%		3.55克/吨	7.64克/吨	TA-87-27	31.1米	32.3米	1.2米	5.60%		17.98克/吨	37.33克/吨
	164.7米	167.2米	2.5米	3.13%		6.95克/吨	15.44克/吨	TA-87-40	81.1米	83.5米	2.4米	10.05%		2.96克/吨	50.05克/吨
A-066	100.6米	101.8米	1.2米	22.90%		36.65克/吨	39.73克/吨		91.4米	94.2米	2.8米	10.82%		3.23克/吨	19.19克/吨
	159.8米	168.8米	9.0米	6.26%		5.19克/吨	19.60克/吨	TA-90-50	65.5米	70.1米	4.6米	4.12%		6.78克/吨	10.12克/吨
A-070	157.1米	158.2米	1.1米	16.75%		10.96克/吨			84.6米	87.5米	2.9米	3.90%		3.20克/吨	
A-072	188.7米	190.9米	2.2米	5.08%		3.13克/吨			95.5米	106.7米	11.2米	10.39%	0.10%	2.54克/吨	19.26克/吨
A-073	144.8米	145.1米	0.3米	27.90%		32.88克/吨			114.0米	129.5米	15.5米	6.57%	0.10%	8.05克/吨	23.58克/吨
A-076	126.3米	129.8米	3.5米	11.07%		3.02克/吨									
A-083	94.3米	96.3米	2.0米	4.45%		3.79克/吨	10.34克/吨	TA-90-51	197.4米	200.0米	2.6米	5.39%	0.21%	3.52克/吨	20.10克/吨
	119.4米	132.6米	13.2米	4.99%		2.88克/吨	15.91克/吨								
A-084	130.3米	142.8米	12.5米	4.58%		5.10克/吨	17.18克/吨	TA-90-52	201.2米	203.3米	2.1米	5.21%		5.70克/吨	11.60克/吨
A-086	50.9米	52.1米	1.2米	7.00%		15.07克/吨	59.60克/吨	TA-90-56	81.0米	84.4米	3.4米	5.75%		4.06克/吨	
A-103	56.4米	59.4米	3.0米	5.84%		11.61克/吨			164.4米	166.9米	2.5米	5.23%		6.18克/吨	
									215.7米	219.6米	3.9米	6.74%		3.95克/吨	
								TLT-09	247.4米	249.7米	2.3米			4.28克/吨	

Joutel Compilation Map, Quebec

魁北克省Joutel编制图



- Two former Copper, Zinc, Silver Mines (Poirier and Joutel Copper) / 两个以前的铜、锌、白银矿山 (Poirier和Joutel Copper)
- One Former Gold Mine (Eagle Mine) / 一个以前的金矿 (Eagle 矿)
- Large exploration package including mines, showings and zones of alteration / 包括矿山、显示区和蚀变区在内的大型勘探组合
- Known Resources / 已知资源量:
 - Joutel Mine:** 242,800 t at 10.37% Zn / **Joutel矿** : 242,800 吨锌品位10.37%
 - Poirier Mine / Poirier矿** : West & Q Zones – 1,400,863 T @ 1.24% Cu and 9.77% Zn / West & Q 区 – 1,400,863吨铜品位1.24%, 锌品位9.77% East Lens – 300,000 T @ 8.06% Zn / East Lens – 300,000吨, 锌品位8.06% Main Zone – 534,000 T @ 2.5% Cu / 主要区域- 534,000吨, 锌品位2.5%
 - Eagle Mine:** 277,710 t @ 5.83 g/t Au / **Eagle矿** : 277,710 吨黄金品位5.83克/吨

Note: All resources are historical and do not conform to current NI 43-101 standards and thus should not be relied upon / 注: 所有资源量均为历史资源量, 不符合当前的NI 43-101标准, 不应依赖。

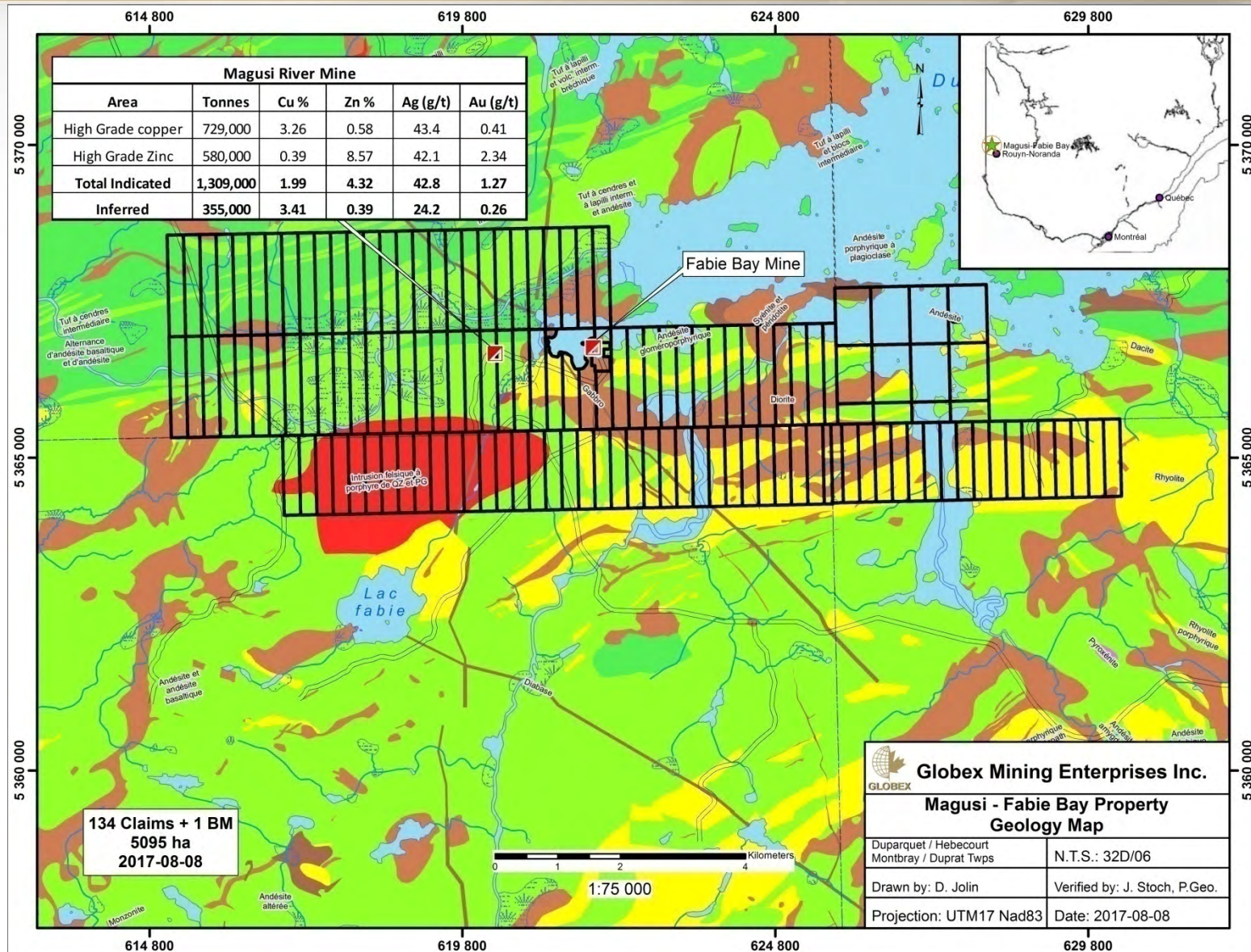
GLOBEX MINING ENTERPRISES INC.

JOUTEL PROJECTS / JOUTEL项目 (32E08)
Joutel and Poirier Townships, Quebec / 魁北克省Joutel和Poirier镇

May 2018 / 2018年5月

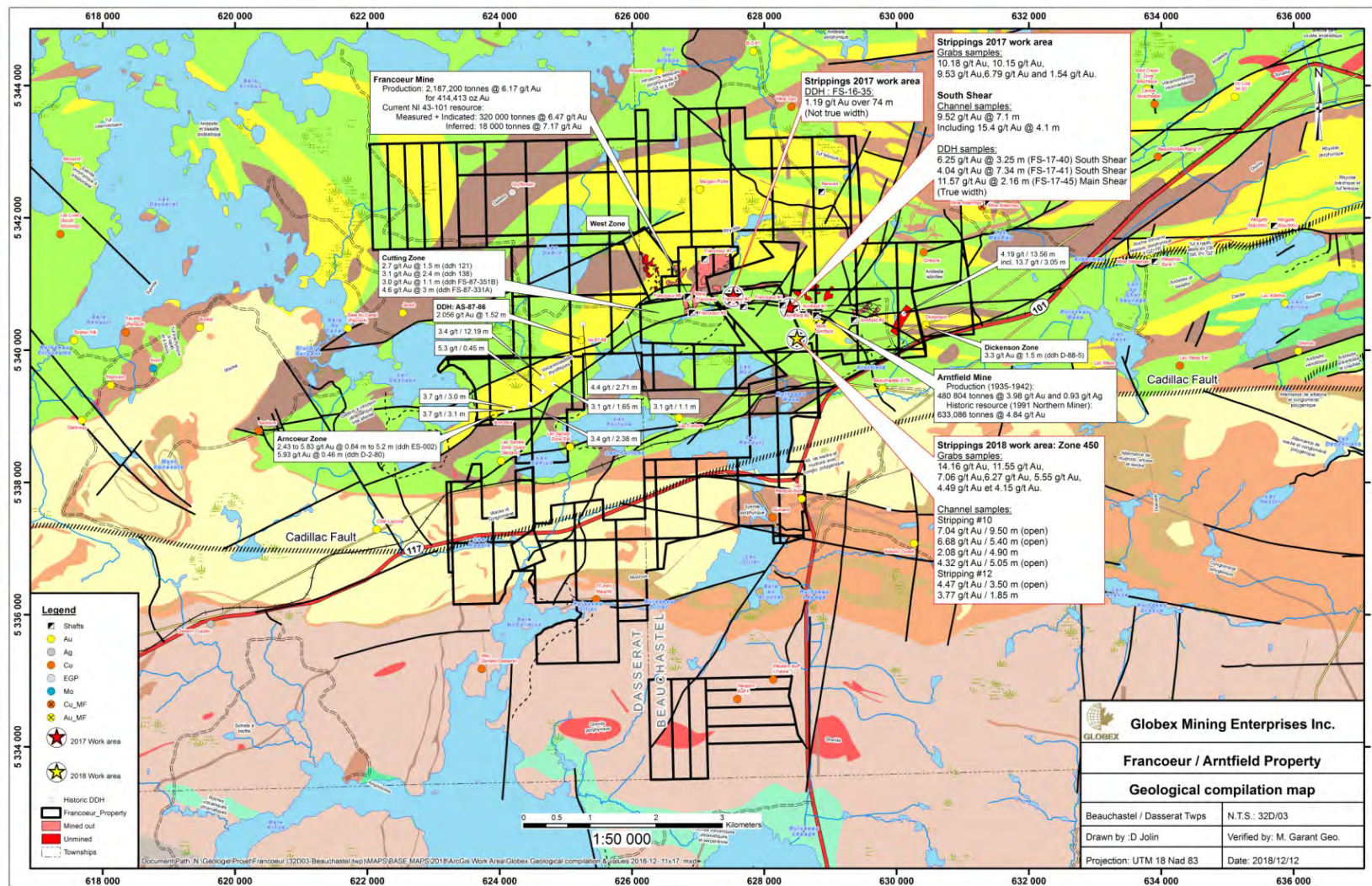
Magusi-Fabie Bay Property, Quebec

魁北克省Magusi-Fabie Bay项目



Francoeur-Arntfield Mines Property

Francoeur-Arntfield Mines 项目



Francoeur Mine Infrastructure

Francoeur 矿基础设施



Montalembert Project, Quebec 魁北克省Montalembert项目

Photo # 1


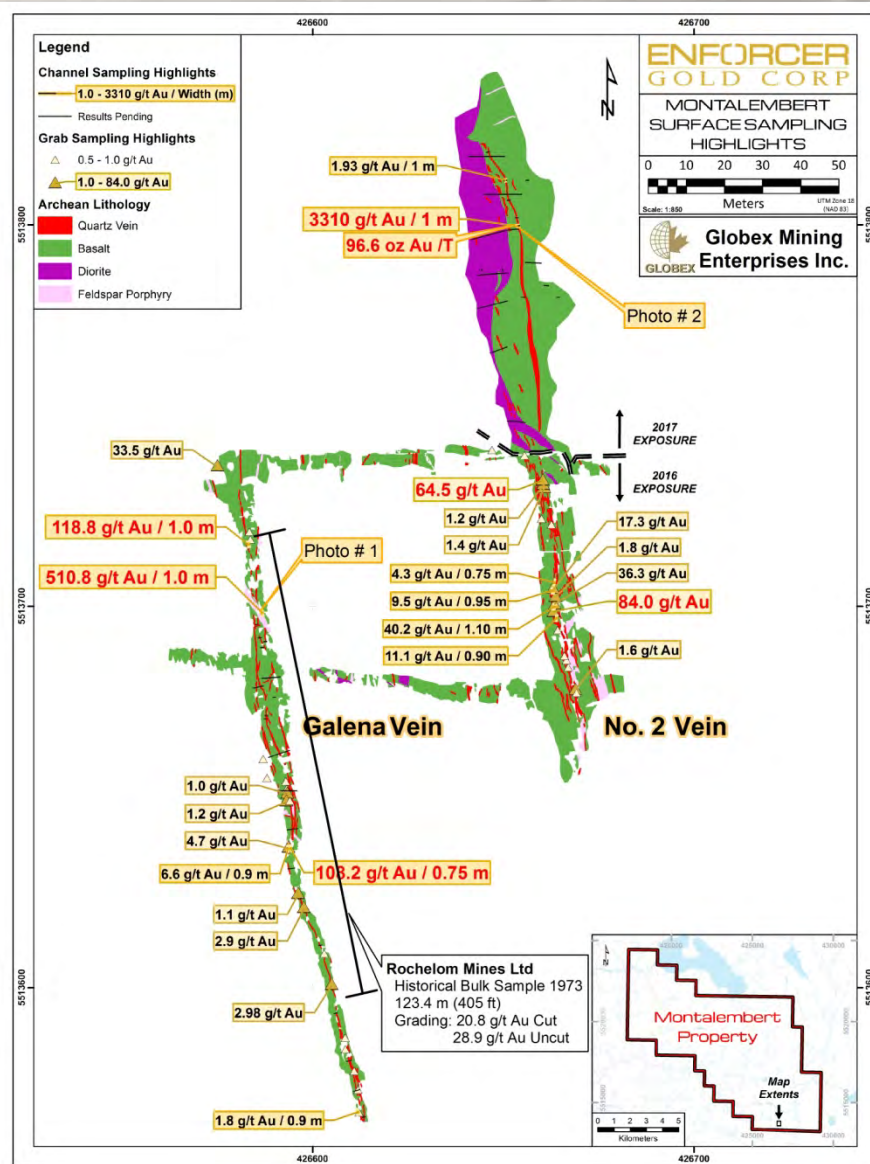
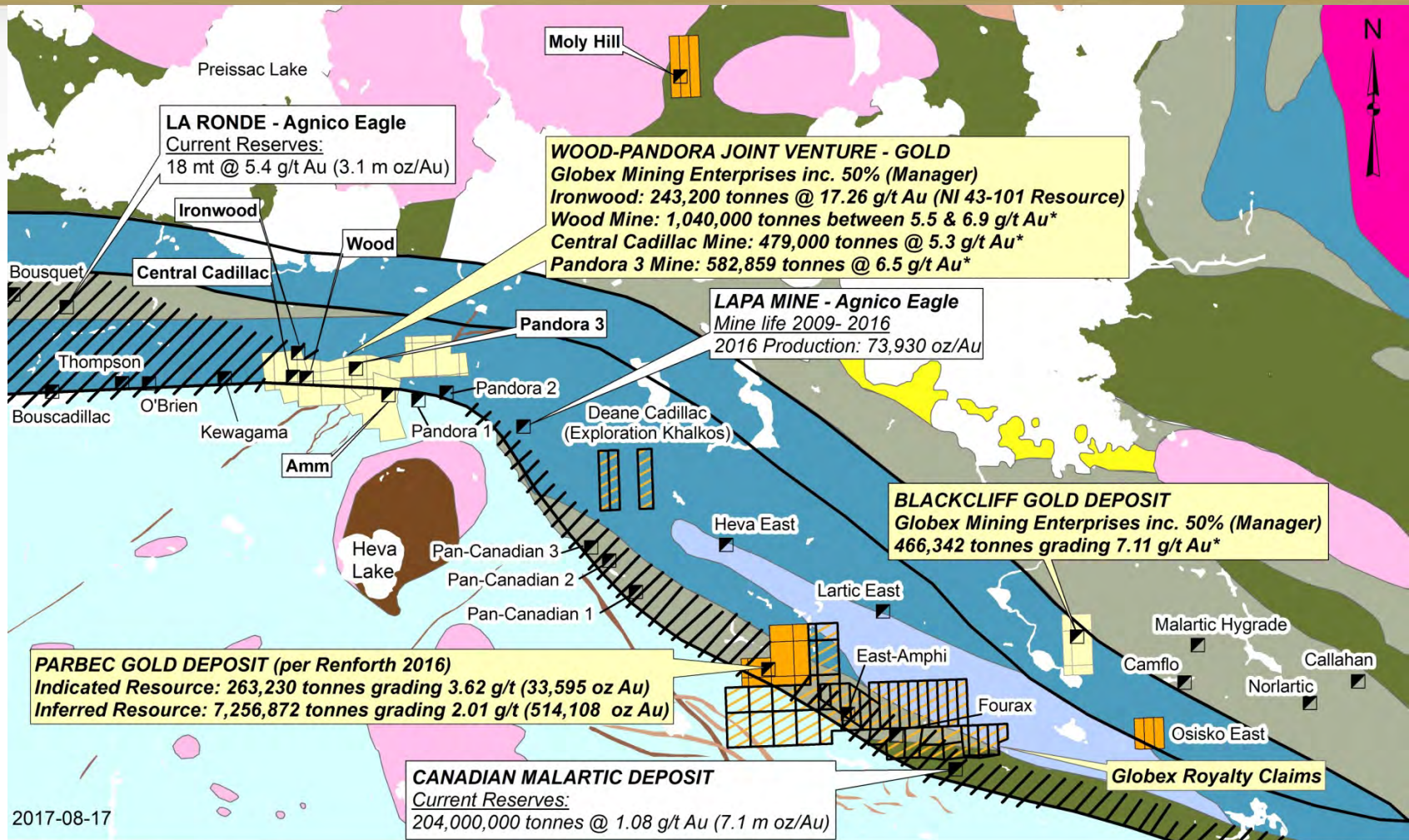


Photo # 2



Cadillac-Malartic Mining Camp, Quebec

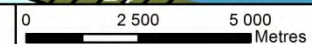
魁北克省 Cadillac-Malartic 矿业营地



2017-08-17

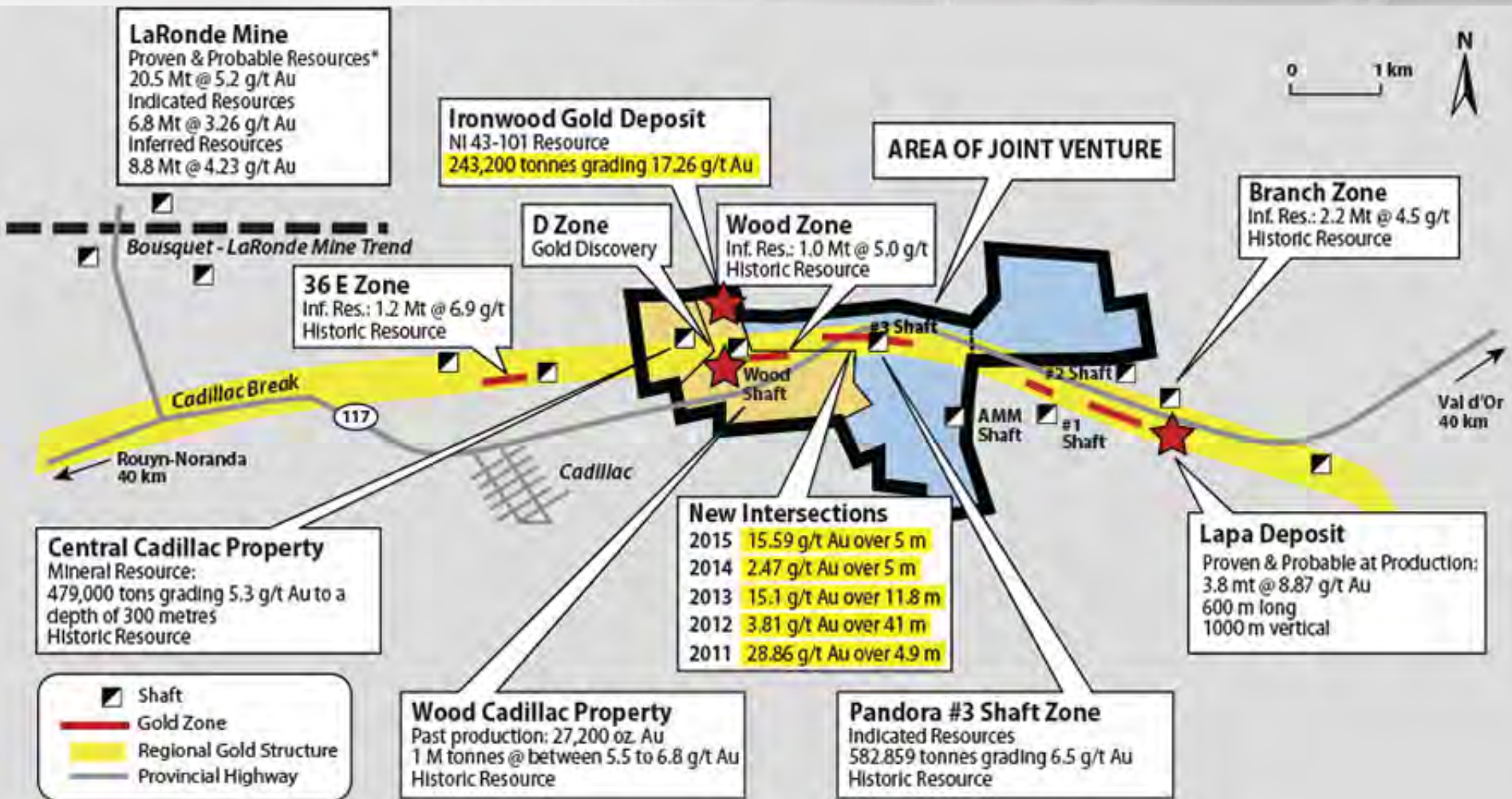
Légende

- Mine_Fermée
- Globex_Royalty
- Globex-JV
- Globex Properties



* Historic resources have not been verified by Globex's geologists and should not be relied upon. / 历史资源量尚未得到Globex地质师证实，不应依赖。

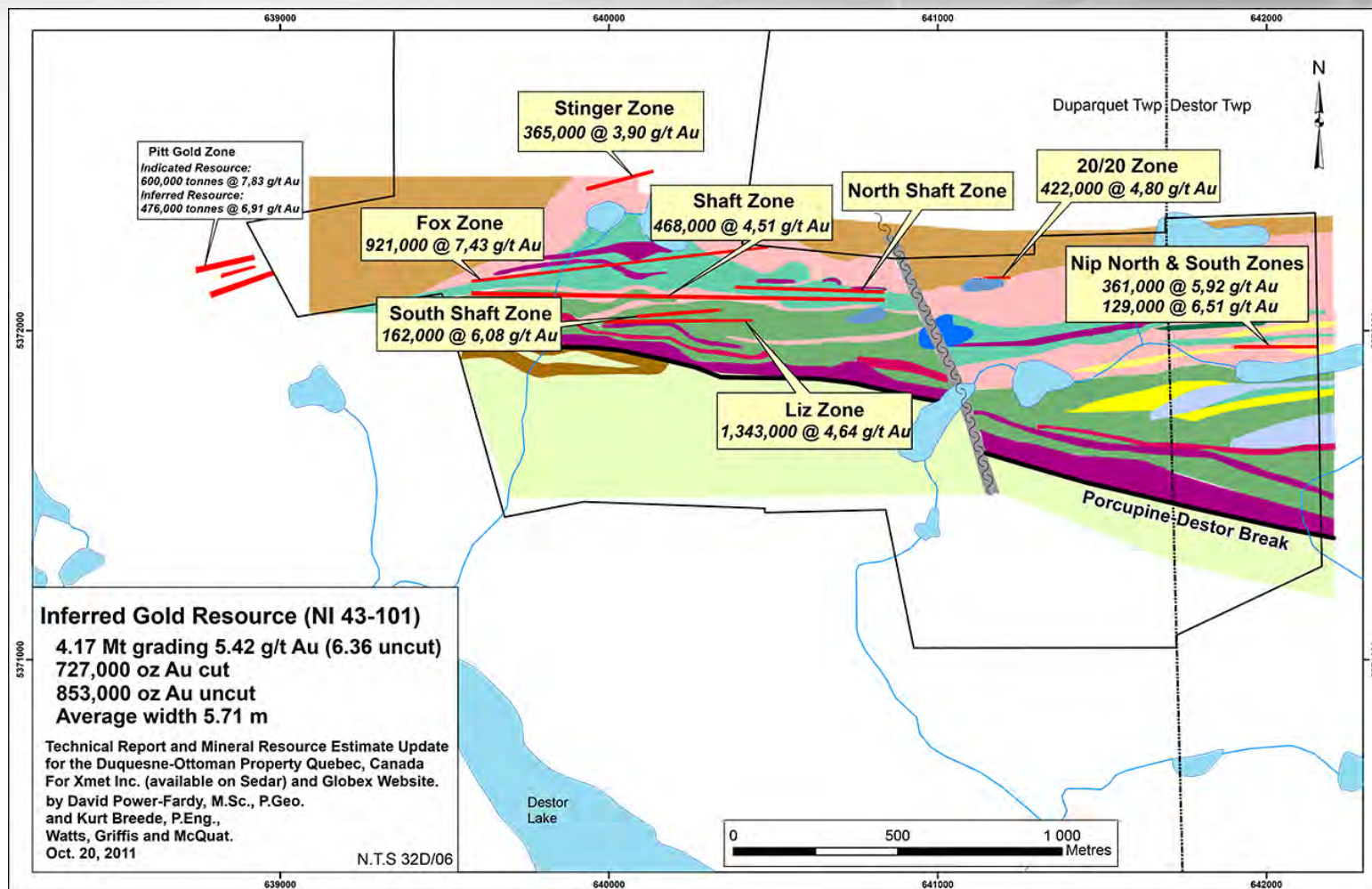
Cadillac Gold Camp, Quebec / 魁北克省 Cadillac 金矿营
(Wood-Pandora Joint Venture / Wood-Pandora 合资公司)



*Ref. Agnico Eagle Mines / 来源 : Agnico Eagle Mines

Duquesne West, Quebec (50%)

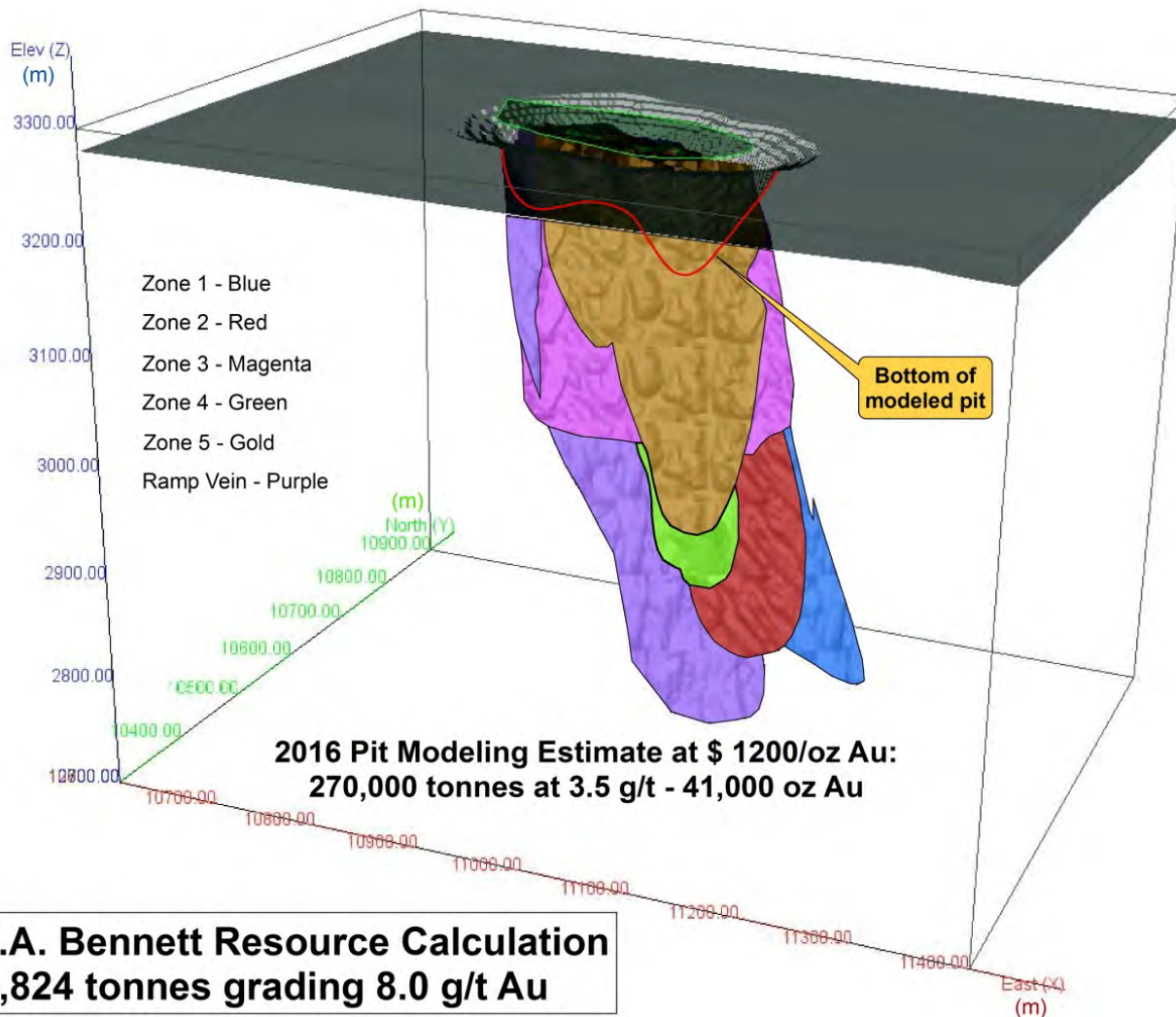
魁北克省 Duquesne West (50%)



- Multiple gold zones adjoining and related to the Porcupine Destor Break / 多个黄金区，毗邻Porcupine Destor断裂带并与其相关
- Many gold zones open to depth / 许多黄金区向深处开放

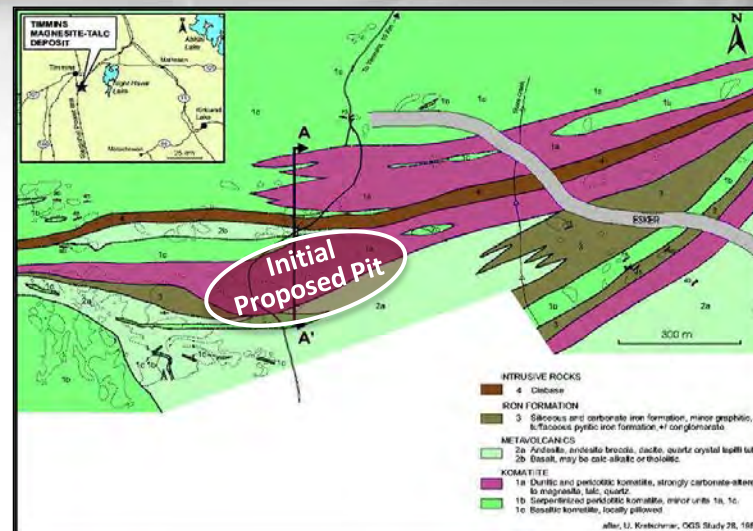
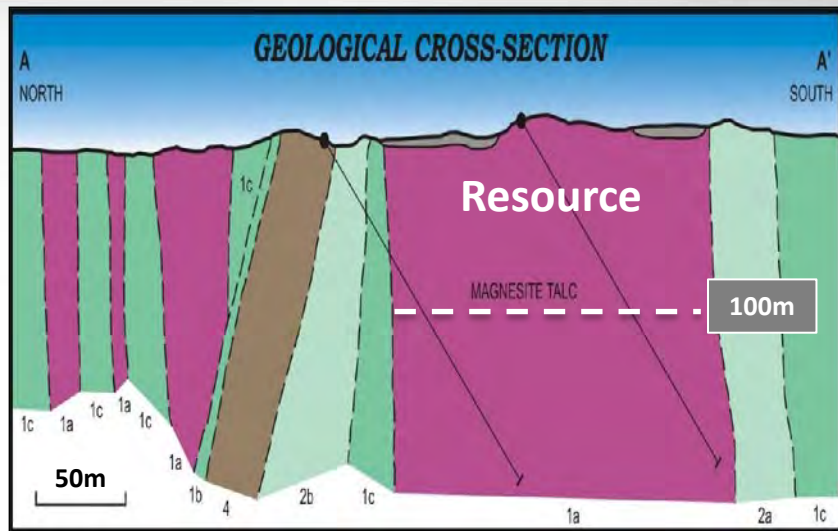
Ramp Project – Whittle Pit Design 2016 – 5 Zone

Ramp项目 – 2016年Whittle矿坑设计 – 5区



Source: RJK Exploration Ltd. 2016. Historical Non NI 43-101 Resources
 来源：RJK Exploration Ltd. 2016. 历史资源量非NI 43-101资源量

Timmins Talc-Magnesite Project, Ontario 安大略省蒂明斯滑石-菱镁矿项目



Resource Category / 资源类型	Tonnage (t) / 吨	Magnesite / 菱镁矿 (%)	Talc / 滑石 (%)
Indicated / 指示	12,728,000	52.1	35.4
Inferred / 推断	18,778,000	53.1	31.7

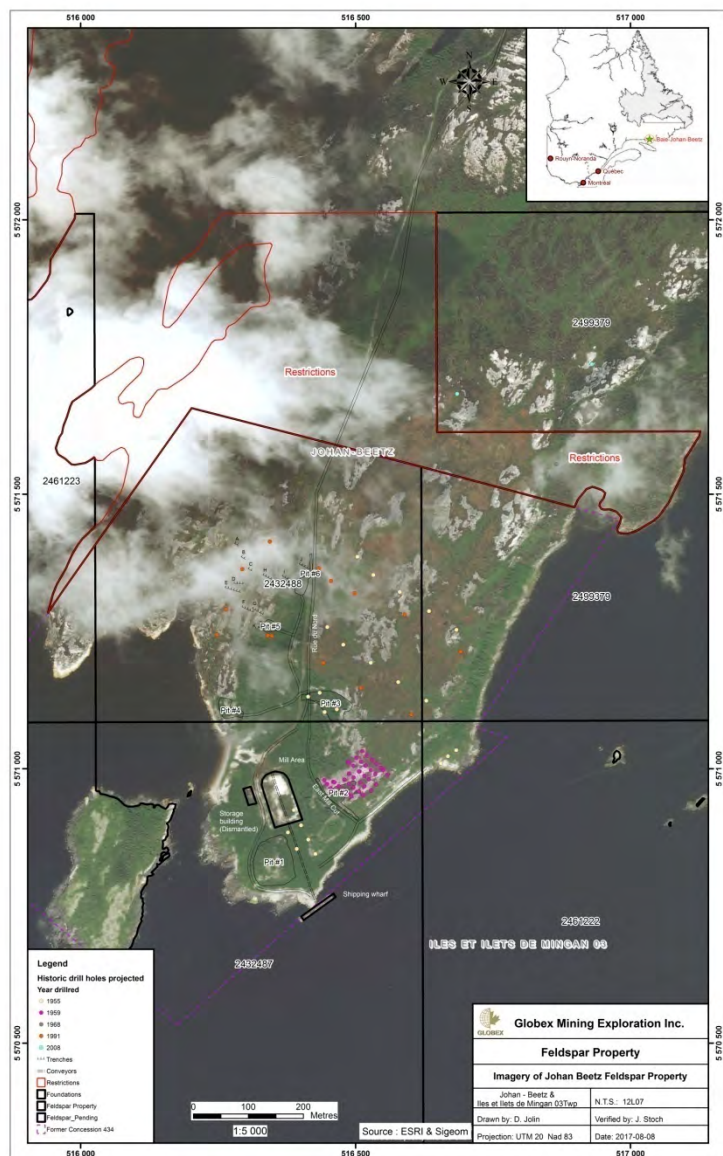
NI 43-101 resources / NI 43-101资源量

- Open-pittable deposit / 露天矿床
- Simple separation metallurgy / 简单的分离冶金
- No environmental negatives (Arsenic, asbestos, etc.) / 无环境有害物质 (砷、石棉等)
- High quality (brightness) talc targeting highest value market niches – Plastics, cosmetics, etc. / 优质 (亮度) 滑石 目标是高价值市场 细分市场- 塑料、美容等

- Near Timmins, Ontario (Skilled labour, transport, energy, etc) / 靠近安大略省蒂明斯 (技术熟练的劳动力、交通、能源等)
- Saleable secondary product – MgO / 可销售的副产品-氧化镁
- Targeting Wallboard Market among others / 目标是墙板等市场
- Long mine life (+100 years) / 矿山寿命长，100年以上
- Mining Lease in place / 已获得开采租赁权

Feldspar Property, Johan Beetz, Quebec

魁北克省Johan Beetz的长石项目区

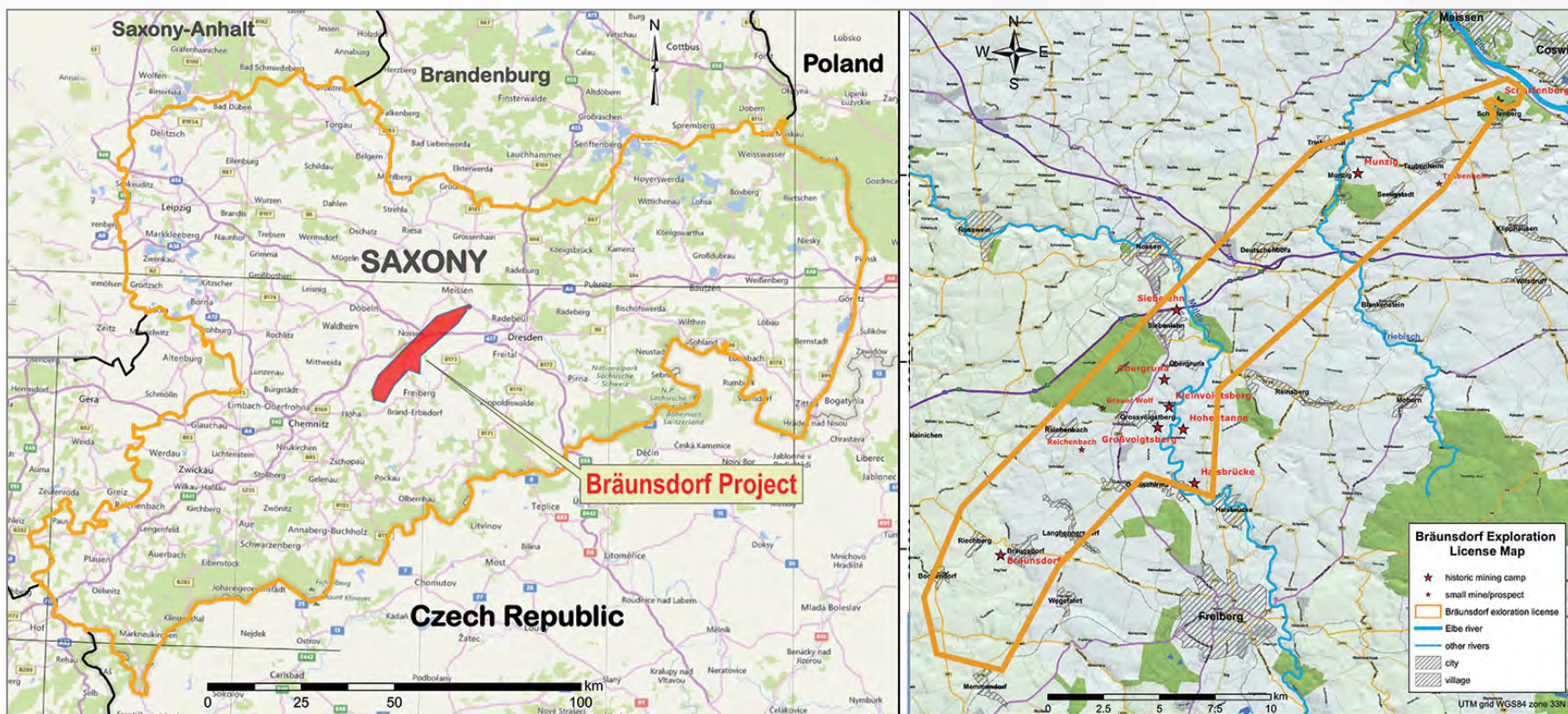


- Globex's Holdings / Globex所持权益
 - ✓ 2.5 % Gross Metal Royalty / 2.5%的总金属权利金
 - ✓ 2,000,000 EnerSpar shares / 2,000,000股 EnerSpar股票
- Potassic Feldspar / 含钾的长石
 - ✓ Projected NA demand by 2020 is 250,000 tonnes / 预计到2020年北美需求将达到250,000吨
- Principal Uses / 主要用途
 - ✓ Ceramics / 陶瓷
 - ✓ Tempered Glass / 钢化玻璃

EnerSpar Corp - TSXV :ENER FSE : 5E0

Bräunsdorf Silver Project, Germany

德国Bräunsdorf 银矿项目



Unique Investment Opportunity



Principal Exploration Office

Focus On The Value

- **FEW SHARES** outstanding and history of minimal stock dilution
- **EXPERIENCED**, fiscally prudent management
- **INCOME** from Royalties and Options
- **WE OWN** our property interests and exploration assets (offices, core facility, vehicles, core library, etc.)
- **NO DEBT**, funds available for exploration
- **LOW** Political Risk
 - Based in North America – QC, ON, NS, NB, Nev., Tenn., Wash.
- **SPECIALIZED**, Experienced Board of Directors
 - 3 senior geologists
 - 1 mining accountant
 - 1 senior finance professional



主要的勘探办公室

专注于价值

- **发行股份少**，过去最低程度的股份稀释
- **经验丰富**、财务审慎的管理层
- 来自权利金和期权的**收入**
- **我们持有**项目权益和勘探资产（办公室、核心设施、车辆、岩芯库等）
- **零负债**，勘探资金充裕
- **政治风险低**
 - 在北美运营 – 魁北克省、安大略省、新斯科舍省、新不伦瑞克省、内华达州、田纳西州、华盛顿州
- **专业**经验丰富的董事会
 - 3名资深地质师
 - 1名矿业会计
 - 1名资深财务专家



GLOBEX

Mining Enterprises Inc.



Thank You 谢谢

Danke **Merci**

Meegwetch

www.globexmining.com